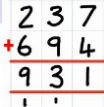






<p style="text-align: center;">Maths</p> <p>This half term we will be learning to:</p> <ul style="list-style-type: none"> identify polygons measure and calculate perimeter use column addition to add use column subtraction to subtract, including exchanging T to O use column subtraction to subtract, including exchanging H to T round numbers up to 10,000 add and subtract multiples of 100 <div style="text-align: right;">  </div>	<p style="text-align: center;">EdShed  Homework </p> <p>Homework set on a Friday via SeeSaw (for paper copies contact class teacher) to be completed for Wednesday.</p> <p>Spellings set on a Monday and tested on Friday. A weekly spelling assignment will be set on EdShed.</p> <p>Please support and encourage your child, although it should primarily be their own work. All work will be checked by the class teacher. Your child would also significantly benefit from daily reading using the book sent home to reinforce fluency.</p> <p>The children will also be given access to Timetables Rockstars to practise their multiplication and division facts</p>	<p style="text-align: center;">English</p> <p>This half term we will be learning to:</p> <ul style="list-style-type: none"> identify key features of an adventure story read a model adventure story plan an adventure story plan a persuasive letter edit a persuasive letter publish a persuasive letter compose riddles <div style="text-align: right;">  </div> <p>Key texts: 'Krindlekrax' by Philip Ridley and The Lighthouse.</p>
<p style="text-align: center;">Science</p> <p>This half term we will be learning about: Living things and their habitats.</p> <p>Question: Do habitats change? How can we help them?</p> <ul style="list-style-type: none"> recognise that living things can be grouped in different ways explore/use classification keys to group and identify living things recognise that environments can change and that this can sometimes pose threats to living things make systematic and careful observations 	<div style="text-align: center;">  <p>Hartford Junior School Learning Leaflet Year 4 Autumn 1st Half Term 2024</p> <p>Welcome to our Year 4 Learning Leaflet. This page will give you all the information you need to 'bring out the best' in your child.</p> <p>Miss Gillian Vierstraete Class Teacher in Willow</p> <p>Miss Sarah Poirier Class Teacher in Holly</p> <p>Our weekly planning time (PPA) is every Tuesday</p> <p>Our Teaching Assistants: Miss Leah Culpin, and Mrs Freya Davies.</p> </div>	<p style="text-align: center;">Geography</p> <p>This half term we will be learning about: the UK and Huntingdon. (spatial sense within locality)</p> <p>This half term we will be learning to:</p> <ul style="list-style-type: none"> identify the countries and capitals of the UK. use the eight compass points use a four figure grid reference to locate places on a map. plot routes about the River Ouse and how it has changed over time understand the similarities and differences of Huntingdon through the human and physical geography of the region
<p style="text-align: center;">PE</p> <p>2 PE sessions each week, 1 indoor and 1 outdoor session</p> <p style="text-align: center;">PE Days for Y4: Wednesday and Friday</p> <p style="text-align: center;">Fundamentals and Cricket</p> <p>PE kits in school colours worn to school on PE days. Earrings cannot be worn, and long hair must be tied back. Unfortunately, we cannot remove earrings.</p>		<p style="text-align: center;">French</p> <p>This half term we will be focussing on: Les animaux</p> <p>In this unit, pupils will learn how to:</p> <ul style="list-style-type: none"> recognise, recall, and spell up to 10 animals in French with their correct determiners/ indefinite articles. un that there are more determiners/ articles in French than in English. Use and become more familiar with the high-frequency 1st person conjugated verb 'je suis' (I am), from the infinitive verb 'être' (to be).
<p style="text-align: center;">PSHE</p> <p>This half term we will be learning about: Rights, Rules and Responsibilities</p> <ul style="list-style-type: none"> explain the difference between wants and needs understand why rights are important and come with responsibilities demonstrate how to show respect for others and express how it feels to be treated with respect explain why rules are needed and identify those which are necessary and useful participate in making class ground rules and show or explain what following the rule looks like. 		<p style="text-align: center;">History</p> <p>This half term we will be learning about: The history of the River Ouse. (local history)</p> <ul style="list-style-type: none"> use a range of primary and secondary sources gather more detail from sources e.g. maps, artefacts sequence several events, artefacts or historical figures on a timeline using dates note key changes over a period of time and give reasons for why. compare my life with a past life explain how past people/events influence life today use and understand appropriate historical vocabulary e.g. ruled, reigned, empire.
<p style="text-align: center;">Computing</p> <p>This half term we will be learning about: Networks and the Internet.</p> <ul style="list-style-type: none"> Connecting networks What the internet is made of Sharing information What a website is Who owns the web and can you trust what you read online. 	<p style="text-align: center;">RE</p> <p>This half term we will answer:</p> <p style="text-align: center;">What makes Hinduism special?</p> <p style="text-align: center;">Art</p> <p>This half term we will be learning about: Drawing with a focus on Andy Warhol – 'Reigning Queens'</p> <ul style="list-style-type: none"> mark making focusing on patterning and hatching techniques exploring mixed media create and plan our version of Andy Warhol's 'Reigning Queens' evaluate and analyse art created by our peers via an art show become an "artist for the day" and create our own piece using the skills learned and using Andy Warhol for inspiration 	